

IM Series

*25-100 Pair
Indoor Modular
BET, BET/NID*

CPE/Premise Wiring

MDU

Utility/Municipality

DOT

Wireless




Tii Technologies Inc.

Corporate Headquarters:

141 Rodeo Drive
Edgewood, NY 11717
Phone: 631.789.5000
Fax: 631.789.5063
Toll Free: 888.844.4720
sales@tiitech.com

www.tiitech.com



25 – 50 Pair BET/NID
IM025MBNOPG007



50 – 100 Pair Modular BET
IM050PCNOPG007

Tii's IM Series Modular Indoor BET and BET/NIDs serve as a network demarcation and distribution point to protect and distribute central office cable pairs at the subscribers' premises. The modular designs allow maximum flexibility and easy expansion.

The customer demarcation point in BET/NIDs is implemented using the Tii Auto-Jack®. When engaged, the Auto-Jack® connects the RJ11 test plug contacts to the Central Office (CO) for dial tone validation, while disconnecting the customer from the circuit.

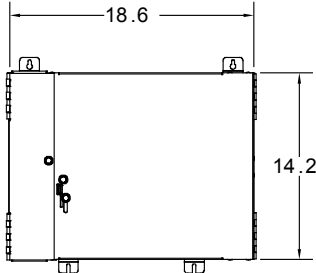

KEY PRODUCT BENEFITS

- ▶ Available in 25, 50 and 100 pair counts
- ▶ Industry standard 5-pin protector field sealed to protect from moisture and corrosion
- ▶ Available with factory installed solid state or gas tube protectors
- ▶ Wide variety of options for input and output cable terminations including Tool-less IDC
- ▶ CAT5e transmission performance
- ▶ Pad-lockable with Telco override
- ▶ Splice chamber requires 216 tool for access
- ▶ Steel construction; beige powder coat
- ▶ Stackable for additional capacity using BET-STK-KIT

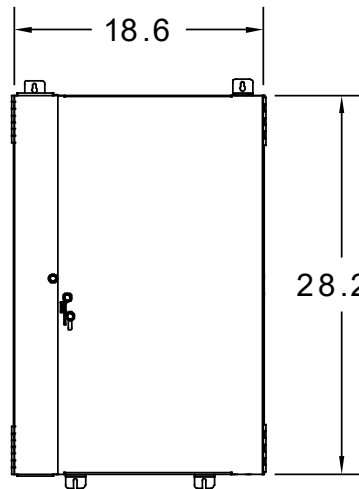
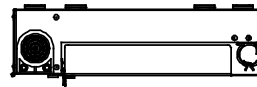
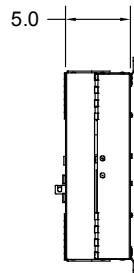
INDUSTRY STANDARDS

- ▶ IDC Connector - Telcordia TR-NWT-001195
- ▶ BET - Telcordia GR-937/GR-2916
- ▶ NID - Telcordia GR-49/GR-239
- ▶ UL Listed to 497

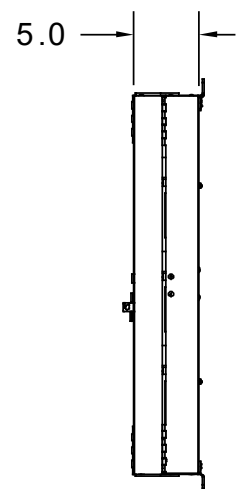
IM Series BETs



B = 25-50 PAIR



C = 25-100 PAIR



Dimensions are in Inches

Housing	Dimensions (height x width x depth)
25-50 Pair	14.2" x 18.6" x 5.0"
25-100 Pair	28.2" x 18.6" x 5.0"

ORDERING INFORMATION

IM	XXX	X	X	XXX	X	XXX	XX
Pair Count	Output	Housing	Protection	Input	Stub Length	OEM	
025	N = None	B = 25-50 Pair	NOP = No Protectors	G = Stubbed Only	000 = None	Contact Sales	
050	M = Tooless IDC & NID	C = 25-100 Pair	3B1ES = 300V Solid State Black, no Test Points	H = 4005 GPM (MS2 Gel)	007 = 7 Ft		
100	P = Tooless IDC		3B1FS = 240V Solid State Black, no Test Points	K = 4005 DBM (MS2 Dry)	025 = 25 Ft		
	R = Tooless IDC & RJ21		3B3ES = 300V Solid State Red, no Test Points	P = 710 SC1 (710 Gel)			
	S = RJ21		3B3FS = 240V Solid State Red, no Test Points	T = 710 SD1 (710 Dry)			
			3C1ES = 300V Solid State Black, Test Points	N = Raw Cable			
			3C1FS = 240V Solid State Black, Test Points				
			3C3ES = 300V Solid State Red, Test Points				
			3C3FS = 240V Solid State Red, Test Points				
			6B1E = 350V Gas Tube, Black, PTC, no Test Points				
			6C1E = 350V Gas Tube, Black, PTC, Test Points				
			3B1E = 350V Gas Tube, Black, no Test Points				
			3C1E = 350V Gas Tube, Black, Test Points				

INFORMATION CONTAINED IN THIS PUBLICATION IS PROVIDED ONLY FOR YOUR CONVENIENCE AND IS SUBJECT TO CHANGE WITHOUT NOTICE. TII TECHNOLOGIES MAKES NO REPRESENTATIONS OR WARRANTIES OF ANY KIND WHETHER EXPRESS OR IMPLIED, WRITTEN OR ORAL, STATUTORY OR OTHERWISE, RELATED TO THE INFORMATION, INCLUDING BUT NOT LIMITED TO ITS CONDITION, QUALITY, PERFORMANCE, MERCHANTABILITY OR FITNESS FOR PURPOSE; AND TII TECHNOLOGIES DISCLAIMS ALL LIABILITY ARISING FROM THE USE OF THIS INFORMATION.